



CM13000II MIG Welder

For The Collision Repair Industry

Digital Versatility

The CM13000II MIG/MAG welding system was developed for modern car body work, including a variety of steels, aluminum and MIG Brazing. Flash-card and inverter technology easily identifies the relevant welding program for each individual car make using the easy-to-read digital control panel. Digital memory saves up to 200 individual welding jobs and recalls favorite settings via transfer on SD card to/from your PC. The true spray pulse and Quattro Pulse capabilities make this an ideal welder for structural aluminum repairs

Production-Grade Aluminum Welder

Ideal for your most demanding aluminum repairs, the CM13000II is prepared to handle these new metals with ease.

Extend Your Reach

The CM13000II is equipped with a MIG-A twist torch. This unique, swivel device allows you to access hard-to-reach places. Save time by conveniently adjusting the welder using the remote control on the torch and add efficiency to your welding operation.



34558

Features & Benefits

- True Spray Pulse function will not damage heat sensitive materials like aluminum or galvanized steel
- Large, user friendly controls allow technician to focus on welding
- Copy of stored settings from machine via SD card to/from PC speeds up the repair process
- Transfer of machine software and latest features by SD card - free download

| TECHNICAL DATA | |
|----------------------------|---------------------|
| Product Number | 34558 |
| Input Voltage | 230V & 460V |
| Phase | Three |
| Weld Current | 15-300A |
| Main Power Cable Length | 26 ft |
| Welding Torch Cable Length | 10 ft |
| Dimensions L x W x H | 36" x 20.5" x 35.5" |
| Weight (incl supply cable) | 128 lbs |

Optimize Your Results






The CMI3000II is equipped with the revolutionary Quattro pulse which enables the welder to produce the optimum droplet pinch off of the wire. This is particularly important when welding thin materials as it keeps the heat input to a minimum consequently maintaining the strength and anti-corrosion coating of the steel while at the same time producing a tig-like weld.

Accessorize To Maximize

Besides the advanced welding torch, there is a wide range of accessories for the CMI3000II.

- Ergonomic, adjustable welding torches for easy access
- Push-pull torch for large operating range
- Wire drive rolls for all types of wire
- Dialog and sequence torch
- Auto transformer 230V

Car-O-Liner Equipment Total Solutions
Leading the Industry in OEM Certified Approvals

-  Frame Alignment Systems
-  Universal Anchoring, Holding & Fixturing Systems
-  Electronic Measuring Systems
-  Welding Systems
-  Equipment Storage & Inventory Control Systems

Contact Your Local Car-O-Liner Distributor For A Free Demonstration

Car-O-Liner Company
 29900 Anthony Drive
 Wixom, MI 48393-3609

www.car-o-liner.com
 844-833-9419
 info@car-o-liner.com

